

Architect's Field Report

201 Park Court, Suite B
Ridgeland, MS 39157
P 601.790.9432
F 888.281.0547

31 October 2020

18059-AOI Academy of Innovation / Report Number 049

One Jackson Place, Suite 250
188 East Capitol Street
Jackson, MS 39201-2100
P 601.352.5411
F 601.352.5362

Contract Century Construction
Date / Time 30 October 2020 / 2:30 PM
Weather / Temp Clear / 62 ° F
Est % Complete 65%
Sched Conformance + 68 days
Work in Progress Millwork Installation
Metal Work at Lobby Stair
Glazing Install

161 Lameuse Street, Suite 201
Biloxi, MS 39530
P 228.374.1409
F 228.374.1414

Present at Site Paul Purser, DBA

Observations Arriving on site, I entered the building from the west. Tile Progress has been made in the kitchen area at both walls and floors. Ceiling Finishes are also underway. Ceiling grid has been installed at the kitchen areas. Also, hard ceiling in the cafeteria has been installed.

Moving Upstairs, paint has been installed at the gym. Elevators Doors are installed. Ceiling Grid work is also ongoing on the 2nd floor.

The Administrative area at the second-floor North entry is nearing completion. Wall and ceiling finishes in this area are partially installed.

At the east wing, cabinets are being set and leveled. For the most part, cabinets here at the 2nd and 3rd floor labs have mostly been installed.

Substrate for stucco has been installed and partially water-proofed at the North "Innovate" Canopy.

Items to Verify None

Action Required None.

Report By:

Paul Purser, AIA, LEED AP
Dale | Bailey, an Association

cc: Wilson Little / Joey Moore / Allison Wood (CC)
Chad Shealy / Shaquita Burke / Christi Kilroy (VWSD)
Gary Bailey / Jason Stewart / Mark Pipper (BPM)
Russ Blount / Will Commarato / Candy Failor (DBA)
Brandon McKay / Austin Newell (WGK)
Jason Kackley / Al Guynes (GSK)
Chris Green / Larry Scott (TPS)
Jerry Montgomery (SM)



Figure 1 – West Section of Building North Elevation Curtain Wall Install Ongoing



Figure 2 – Cafeteria Entry Glazing Install



Figure 3 – Concrete Drainage Formed & Poured at Curtain Wall



Figure 4 – Concrete Drainage Formed & Poured at Curtain Wall



Figure 5 – Cafeteria Mech is Ongoing



Figure 6 – Tile at Cafeteria Serving




Figure 7 – Tile at Cafeteria Serving



Figure 8 – Tile at Cafeteria Serving



Figure 9 – Tile at Cafeteria Serving




Figure 10 – Tile at Cafeteria Serving



Figure 11 – Tile at Cafeteria Serving



Figure 12 – Tile at Cafeteria Serving

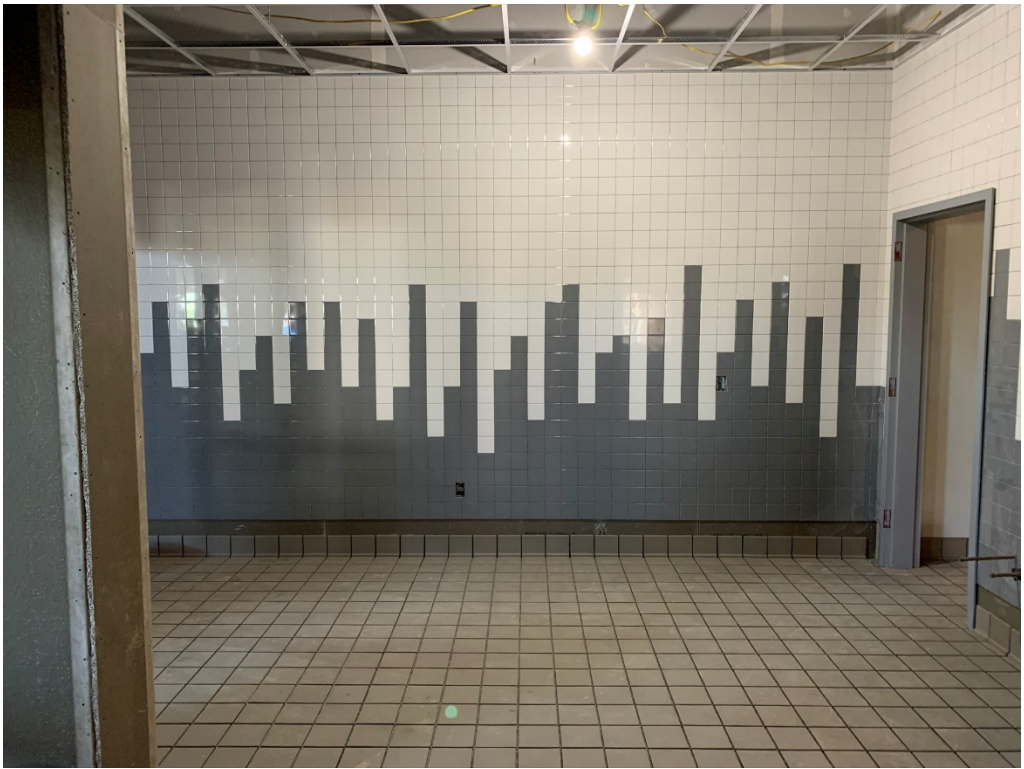


Figure 13 – Tile at Cafeteria Serving



Figure 14 – FRP at Dish Wash



Figure 15 – FRP at Dish Wash



Figure 16 – Ceiling Grid & Tile at Kitchen



Figure 17 – Tile at Kitchen



Figure 18 – Hard Ceiling at Cafeteria Stair Connection



Figure 19 – Paint @ Gym Ceilings



Figure 20 – Paint @ Gym Ceilings



Figure 21 – 2nd Floor Elevator Door Installed



Figure 22 – 3rd Floor Elevator Door Installed



Figure 23 – Ceiling at 2nd Floor Classrooms at North End



Figure 24 – Lobby Progress



Figure 25 – Ceiling at 2nd Floor Versatile Teaching Space



Figure 26 – Ceiling at 2nd Floor Versatile Teaching Space



Figure 27 – Finishing Progress @ 2nd Floor Office Area



Figure 28 – Finishing Progress @ 2nd Floor Office Area



Figure 29 – Finishing Progress @ 2nd Floor Office Area



Figure 30 – Finishing Progress @ 2nd Floor Office Area



Figure 31 – Cabinets Installed at East Classrooms



Figure 32 – Cabinets Installed at East Classrooms



Figure 33 – Cabinets Installed at East Classrooms



Figure 34 – Cabinets Installed at East Classrooms



Figure 35 – 3rd Floor Entry Glazing Install Progress



Figure 36 – 3rd Floor Entry Glazing Install Progress



Figure 37 – 3rd Floor Lobby Progress



Figure 38 – 3rd Floor Lobby Progress



Figure 39 – 3rd Versatile Teaching



Figure 40 – 3rd Floor Classroom Progress



Figure 41 – Ladder Access Install



Figure 42 – Ladder Access Install



Figure 43 – Innovative Canopy Progress



Figure 44 – Innovative Canopy Progress



Figure 45 – Innovative Canopy Progress



Figure 46 – Innovative Canopy Progress