

Architect's Field Report

201 Park Court, Suite B
Ridgeland, MS 39157
P 601.790.9432
F 888.281.0547

11 March 2020

18044-Bovina Elementary / Report Number 003

One Jackson Place, Suite 250
188 East Capitol Street
Jackson, MS 39201-2100
P 601.352.5411
F 601.352.5362

Contract Paul Jackson & Son
Date / Time 11 March 2020 / 1:00 PM
Weather / Temp Sunny and clear / 76 ° F
Est % Complete 10%
Sched Conformance + 00 days
Work in Progress Electrical

161 Lameuse Street, Suite 201
Biloxi, MS 39530
P 228.374.1409
F 228.374.1414

Present at Site Richard Creel, Paul Jackson & Son
Larry Knight, Paul Jackson & Son
Aubrey Wallace, Bomac Electric
Paul Purser, DBA

Observations Arriving on site, I entered on the Northside as school was out for spring break. I reviewed new ceiling install at the Northern Wing.

I met Aubrey Wallace of Bomac Electric. They were running circuits for new addition.

I walked the South Hall as well and noted ceiling grid in Cafeteria was complete. I met Larry Knight, PJS, on the way back and he discussed that they would have the rest of the ceiling tiles installed this week but that material for 2x2 lay-in was not on site.

We also discussed that foundation work for addition had not begun and would not begin until gas pipe (which has been located) was moved per scope of work.

Items to Verify None

Action Required None

Report By:

Paul Purser, AIA, LEED AP, Partner
Dale | Bailey, an Association

cc: Matthew Goodwin / Richard Creel / Chasity Cupstid (PJS)
Chad Shealy / Shaquita Burke / Christi Kilroy (VWSD)
Gary Bailey / Jason Stewart / Mark Pipper (BPM)
Russ Blount / Candy Failor (DBA)
Brandon McKay / Austin Newell (WGK)
Jason Kackley / Al Guynes (GSK)
Chris Green / Larry Scott (TPS)
Jerry Montgomery (SM)



Figure 1 – Gas Line Uncovered at NW Corner of South Hall/Cafeteria



Figure 2 – Gas Pipe Uncovered Between Halls at Exterior



Figure 3 – North Hall Ceiling Grid Complete



Figure 4 – North Hall Classroom (typical)



Figure 5 – Hanging Vent Cover (Classroom 7 in North Hall as noted by Sign Above Door)



Figure 6 – North Hall Classroom (typical)



Figure 7 – Some Wall Damage Noted in Classroom 14 on North Hall



Figure 8 – North Hall Looking South from Classroom 15 Entry



Figure 9 – North Hall Looking West from Classroom 15 Entry




Figure 10 – Connecting Hall @ Double Door Looking South Near Teacher's Workroom




Figure 11 – Incomplete Grid Install @ Nurse Room 26



Figure 12 – Unfinished Corner @ Nurse Room 26



Figure 13 – Hanging Vent at Ceiling in Boys T5



Figure 14 – Unfinished and Offset Corner at Ceiling in Boys T5



Figure 15 – Unfinished Corner at Ceiling in Boys T5



Figure 16 – South Entry Hall



Figure 17 – Auditorium New Ceiling



Figure 18 – Auditorium New Ceiling



Figure 19 – Is there something to be done to Blend Cuts @ grid?



Figure 20 – Is there something to be done to Blend Cuts @ grid?




Figure 21 – Change of Angle Reveals Old Paint Color (touch up with wall paint)



Figure 22 – Bulge in Plywood will prevent Base from Laying Flat



Figure 23 – Electrical Panel Work



Figure 24 – Electrical Panel Work