

02 April 2020

18043-BW Beechwood Elementary / Report Number 028

201 Park Court, Suite B Ridgeland, MS 39157 P 601.790.9432 F 888.281.0547	Contract	Thrash Construction
	Date / Time	01 April 2020 / 1:00 PM
	Weather / Temp	Sunny and clear / 66 ° F
	Est % Complete	75%
One Jackson Place, Suite 250 188 East Capitol Street Jackson, MS 39201-2100 P 601.352.5411 F 601.352.5362	Sched Conformance	+/- 00 days
	Work in Progress	Ceiling Tile Work
	Present at Site	Lay in Tile Crew Paul Purser, DBA
161 Lameuse Street, Suite 201 Biloxi, MS 39530 P 228.374.1409 F 228.374.1414	Observations	Arriving on site, I drove around the building to note any work on metal awnings and concrete. There is progress at the southeast covered drop off. When I entered the main lobby, I noted floor protection is in use and that much ceiling grid work has taken place. Paint appears to be complete at lobbies and hall. Ceiling work has been complete in the east lobby but is ongoing elsewhere. There are some lights that are not aligned with the installed grid and require correction.
	Items to Verify	None
	Action Required	None
	Report By:	

Paul Purser, AIA, LEED AP, Partner
Dale | Bailey, an Association

cc: Luke Walker (TC)
Chad Shealy / Shaquita Burke / Bill Sanderford (VWSD)
Gary Bailey / Jason Stewart / Mark Pipper (BPM)
Russ Blount / Shelby Mitchell / Candy Failor (DBA)
Blake Mendrop (M)
Jason Kackley / Al Guynes (GSK)
Chris Green / Larry Scott (TPS)



Figure 1 – Main Lobby Ceiling Grid



Figure 2 – Main Lobby Ceiling Grid



Figure 3 – Right of Door Frame Needs Corner Support



Figure 4 – Main Lobby Paint Complete




Figure 5 – Building 2 Hall, West End Looking SE




Figure 6 – Building 2 Hall, East End Looking NW



Figure 7 – East Lobby Ceiling Complete (N Corner Looking SE)



Figure 8 – East Lobby Ceiling Complete (N Corner Looking SW)



Figure 9 – East Lobby Ceiling Complete (S Corner Looking NW)



Figure 10 – East Lobby Ceiling Complete (S Corner Looking NE)




Figure 11 – Light Mis-aligned and above ceiling revealed (needs correction)



Figure 12 – Some Lights Not Lined up (at slight angle, needs correction)



Figure 13 – Light Mis-aligned, Offset from Grid Center



Figure 14 – Demo and Layout Work At SE Covered Drop Off